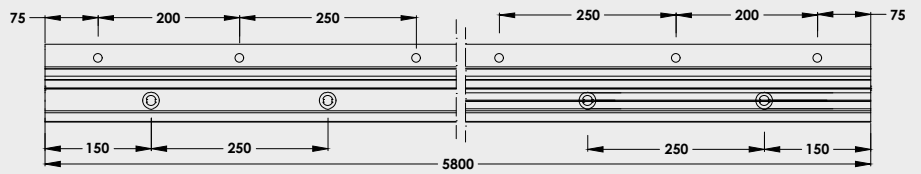
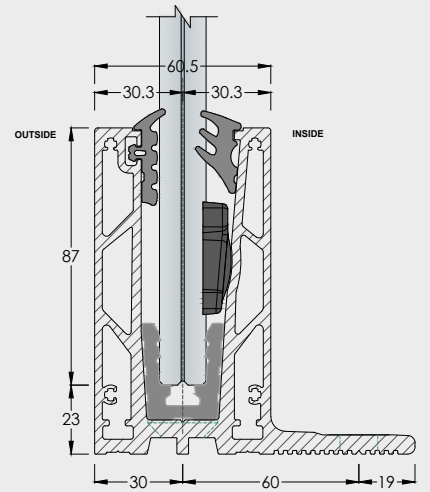
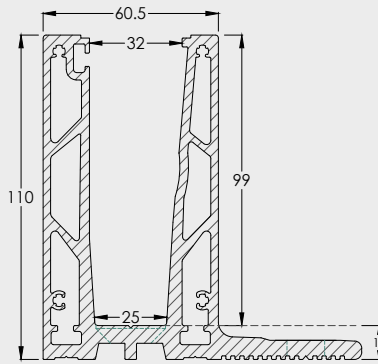


# M11

## RAILING BASE















Profile Holes

### Profile data

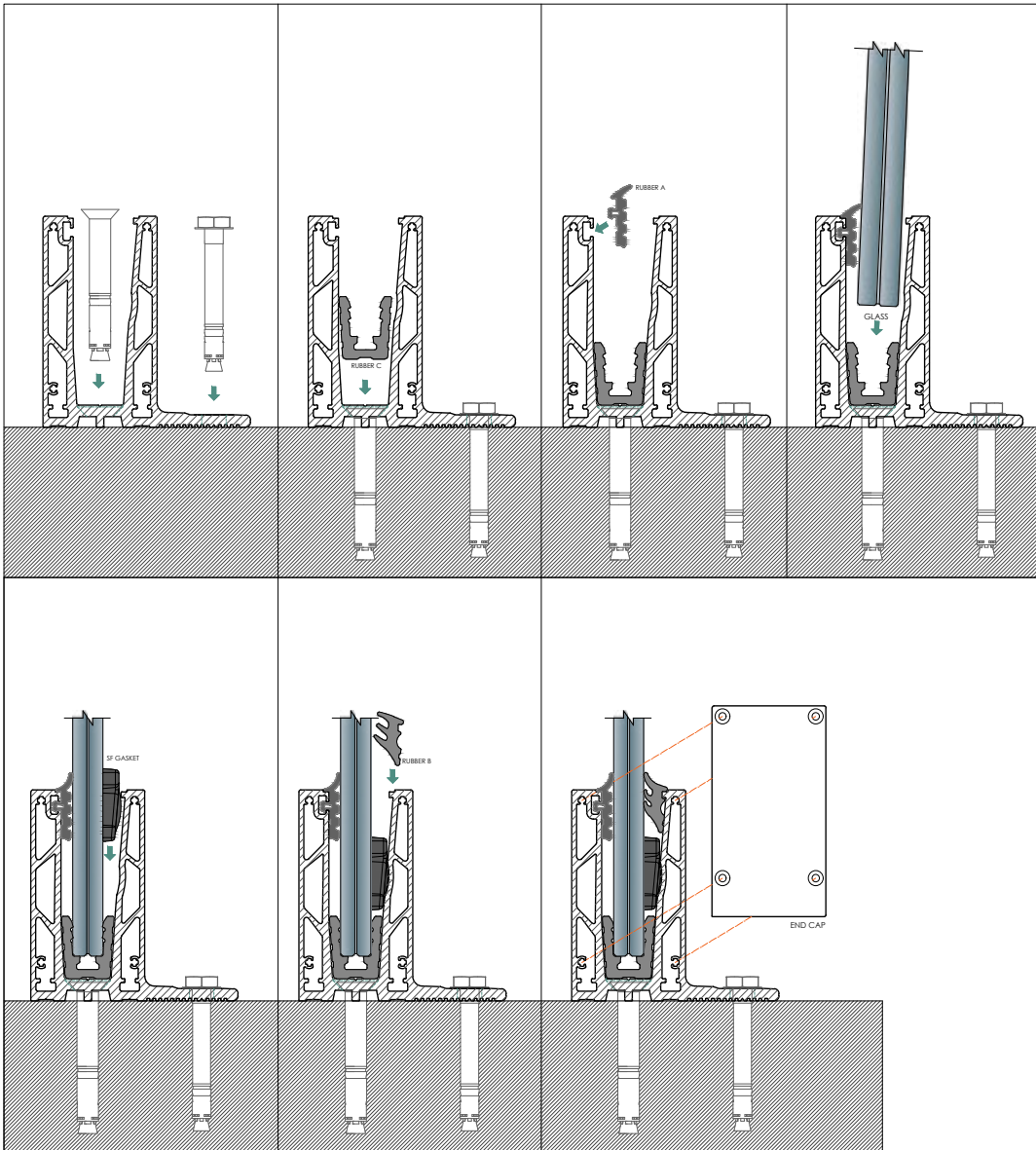
Product Code	Material	Finish	Length (mm)	Weight (kg/m)	Max Height (m)	Max Load (KN)	Glass Thickness
GM01-S	Aluminium	Satin	5800	6,232	1,2	1	<b>13,52 - 17,52 - 21,52</b>
GM01-S	Aluminium	Natural Anodize	5800	6,232	1,2	1	<b>13,52 - 17,52 - 21,52</b>

### System components

<b>13,52</b>	Glass Thickness	<b>GM01-12A</b> 	<b>GM01-12B</b> 	<b>GM01-12C</b> 	<b>GM01SF-12</b> 
<b>17,52</b>	Glass Thickness	<b>GM01-16A</b> 	<b>GM01-16B</b> 	<b>GM01-16C</b> 	<b>GM01SF-16</b> 
<b>21,52</b>	Glass Thickness	<b>GM01-20A</b> 	<b>GM01-20B</b> 	<b>GM01-20C</b> 	<b>GM01SF-20</b> 

### Sets/bar

						
Length: 6m	Length: 6m	Length: 6m	2X10 pieces	23 pieces	24 pieces	GM01-SEC (OPTIONAL)
30m Roll   Unit		14m Roll   Unit				



# M11

GM01-S  
TOP MOUNTED