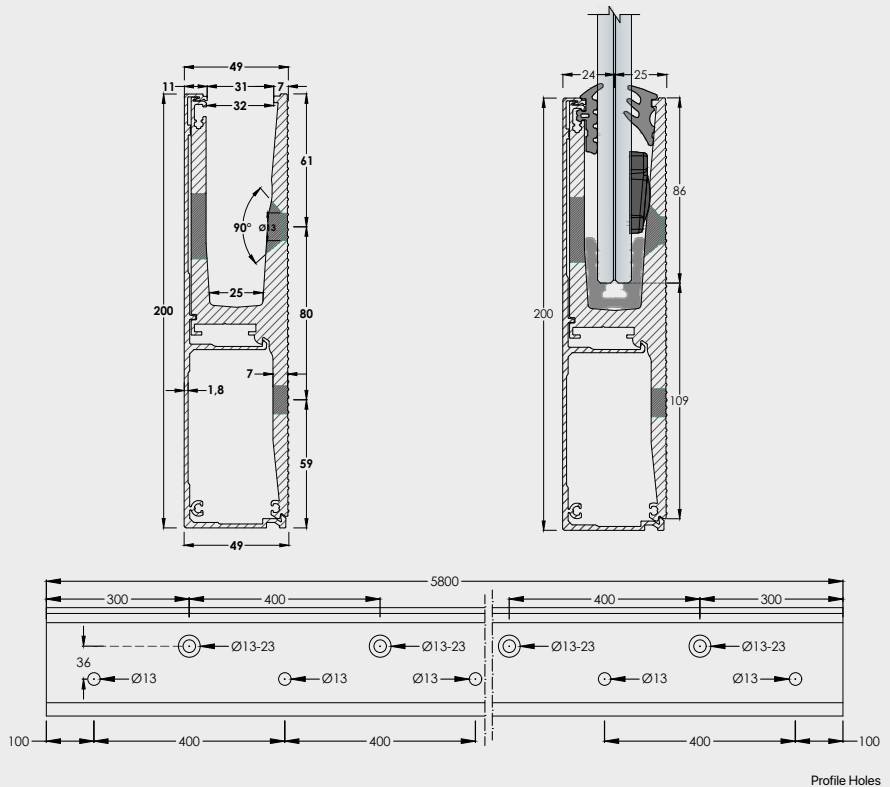


M13 | RAILING SYSTEM















Profile Holes

Profile data

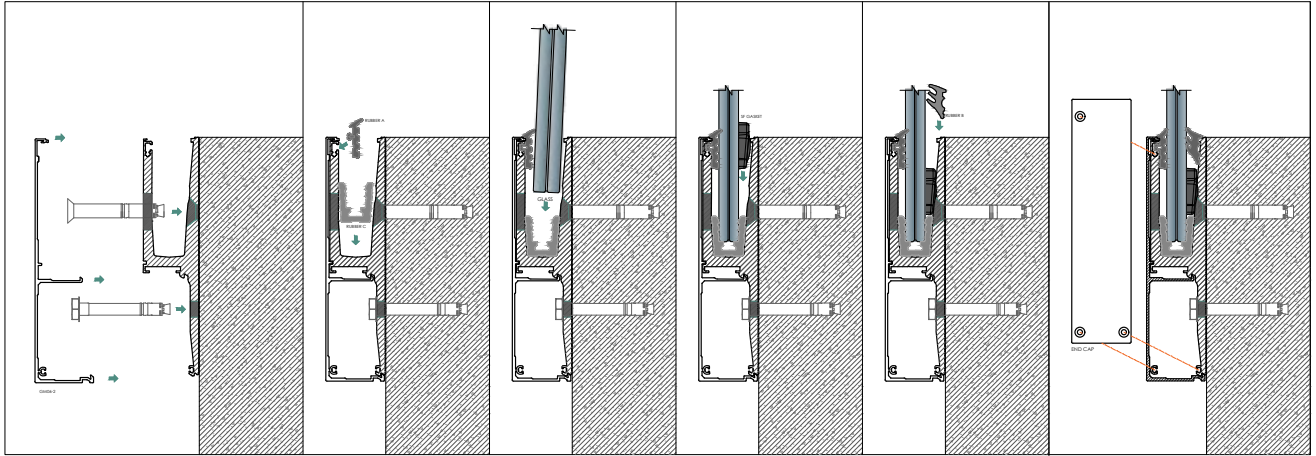
Product Code	Material	Finish	Length (mm)	Weight (kg/m)	Max Height (m)	Max Load (KN)	Glass Thickness
GM06	Aluminium	Satin	5800	2,944	1,1	1	13,52 - 17,52 - 21,52
GM06	Aluminium	Natural Anodize	5800	2,944	1,1	1	13,52 - 17,52 - 21,52

System components

13,52	Glass Thickness	GM01-12A 	GM01-12B 	GM01-12C 	GM01SF-12 
17,52	Glass Thickness	GM01-16A 	GM01-16B 	GM01-16C 	GM01SF-16 
21,52	Glass Thickness	GM01-20A 	GM01-20B 	GM01-20C 	GM01SF-20 

Sets/bar

						
Length: 6m	Length: 6m	Length: 6m	2X10 pieces	15 pieces	14 pieces	GM06EC (OPTIONAL)
30m Roll Unit		14m Roll Unit				



M13

GM06
LATERAL

