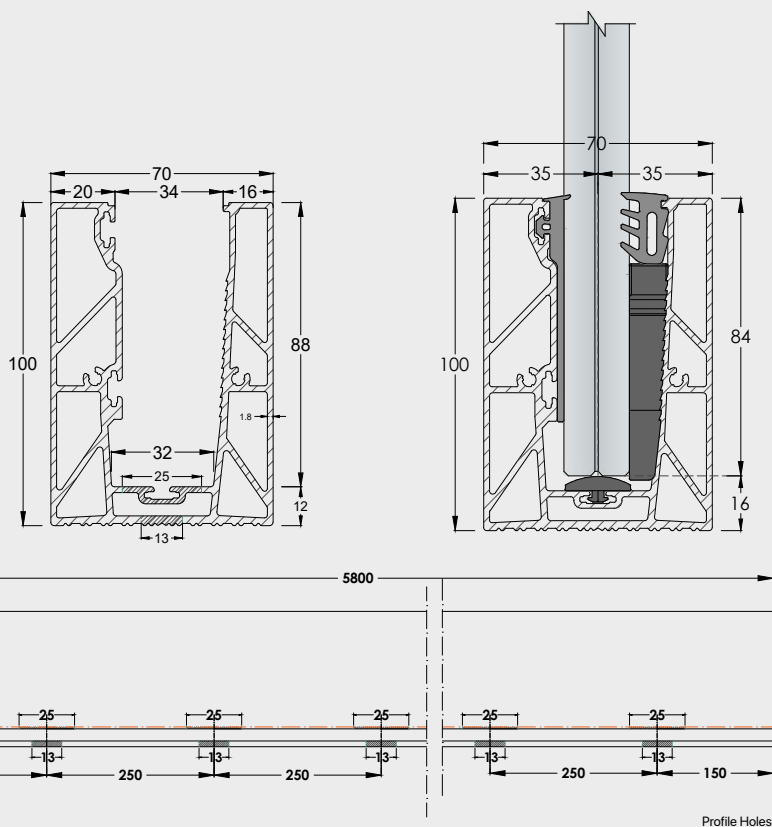


M17 | RAILING BASE



Profile Holes







Profile data

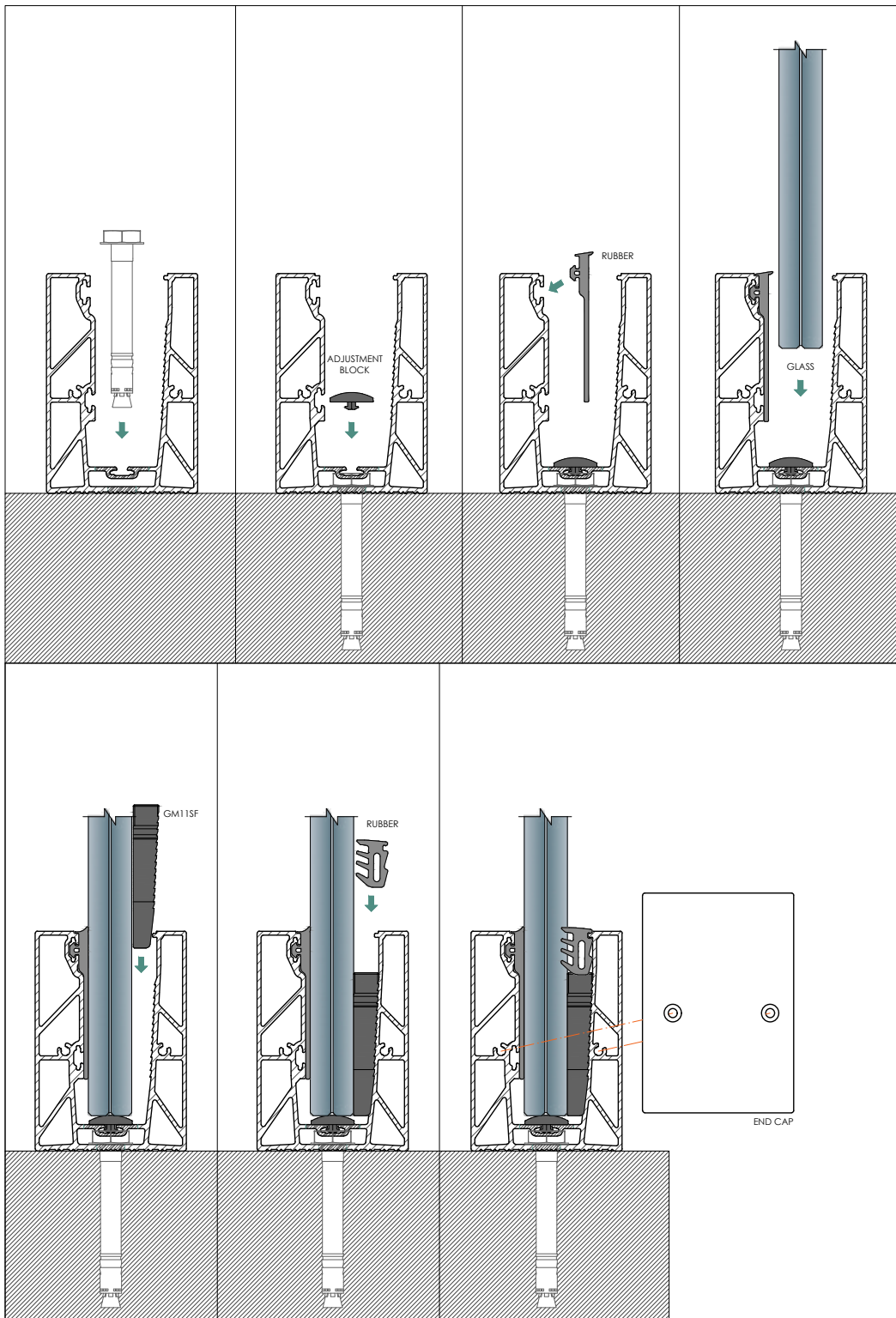
Product Code	Material	Finish	Length (mm)	Weight (kg/m)	Max Height (m)	Max Load (KN)	Glass Thickness
GM11	Aluminium	Satin	5800	3,700	1	1	13,52 - 17,52 - 21,52
GM11	Aluminium	Natural Anodize	5800	3,700	1	1	13,52 - 17,52 - 21,52

System components

13,52	Glass Thickness	GM11-12 	GM11B 	GM11-2  5mm adjustment block	GM11SF 
17,52	Glass Thickness	GM11-16 	GM11B 	GM11-2 	GM11SF 
21,52	Glass Thickness	GM11-20 	GM11B 	GM11-2 	GM11SF 

Sets/bar

					
Length: 6m	Length: 6m	12 pieces	2X10 pieces	23 pieces	GM11EC (OPTIONAL)
30m Roll Unit					



M17

GM11
TOP MOUNTED