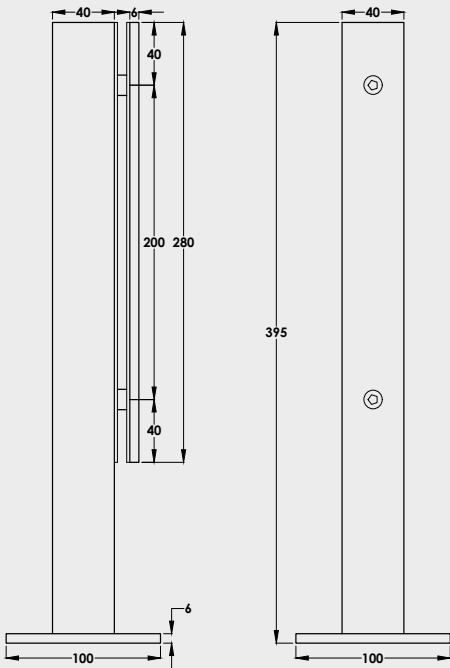






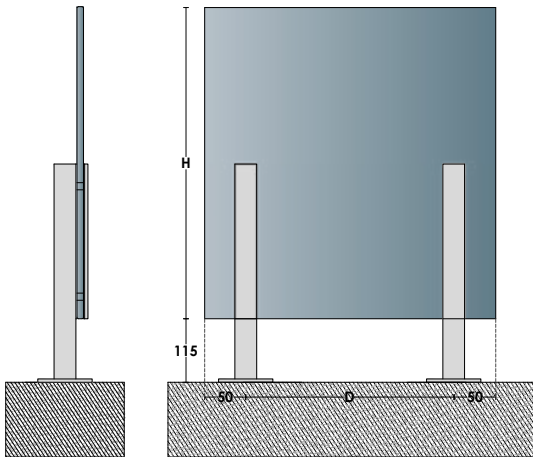
RAILING SYSTEM | M21

GLASS RAILINGS



Profile data						
Product Code	Material	Finish	Weight (kg/pc)	Max Height (m)	Max Load (KN)	Glass Thickness
BM13	Stainless Steel 304	Satin	1,608	1,1	1	11,52 - 13,52

Product components			
11,52	Glass Thickness	4 pieces	
13,52	Glass Thickness	4 pieces	



Max Dimensions						
	10mm			12mm		
H[mm]	900	1000	1100	900	1000	1100
D[mm]	800	700	600	800	700	600