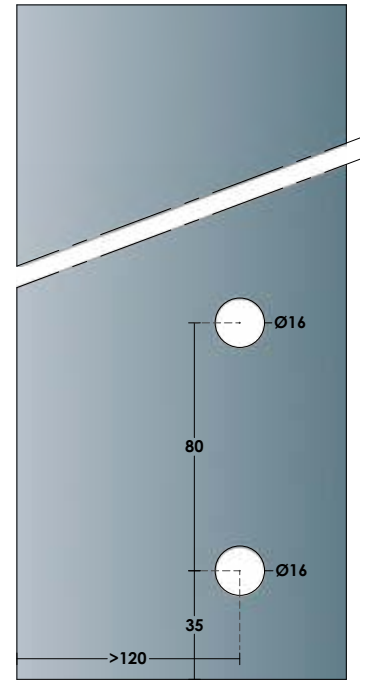


NO HOLES REQUIRED BETWEEN 2 GLASSES

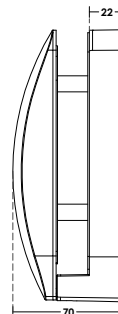

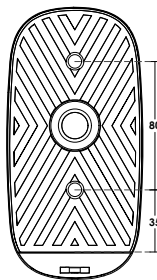


GLASS RAILINGS

# M7

BM07  
LATERAL

Class Thickness	BM07			
<b>16mm</b>	H[mm]	1000	1100	1200
	D[mm]	800	700	600
<b>20mm</b>	H[mm]	1000	1100	1200
	D[mm]	800	700	600



**PCA-BM07**  
**Lateral Base**  
16,20 mm | Glass Thickness  
120cm | Max. Height  
1KN | Max. Load  
Stainless Steel 304 | Material  
Satin | Finish