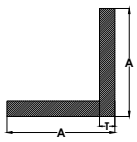
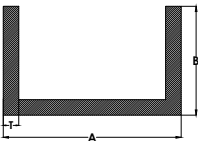
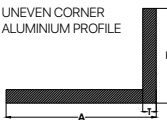
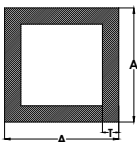

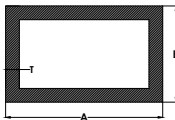


	DIMENSIONS (A x B x T)	LENGTH	WEIGHT/bar	PRODUCT CODE
<p>EVEN CORNER ALUMINIUM PROFILE</p> 	20x20x1,2	5,8m	0,78 kg	GGL20
	25x25x1,1	5,8m	0,9 kg	GGL25
	30x30x1,2	5,8m	1,18 kg	GGL30
	40x40x1,2	5,8m	1,57 kg	GGL40
	40x40x3	5,8m	3,85 kg	GGL40.3
<p>U CHANNEL PROFILE</p> 	13,8x13,8x1,3	5,8m	0,85 kg	U13.8
	15,5x20x1,5	5,8m	1,3 kg	U15.5
	20x20x1,3	5,8m	0,202 kg	GG20
	20x30x1,3	5,8m	0,272 kg	GG30
	20x40x1,3	5,8m	0,342 kg	GG40
	22x13x1,2	5,8m	0,92 kg	U22
	25x20x1,6	5,8m	1,66 kg	U25
	27,8x22,2x1,2	5,8m	1,37 kg	U27
	28x18x0,9	5,8m		U28
39x20x2	3m	1,12 kg	GGV2	
<p>UNEVEN CORNER ALUMINIUM PROFILE</p> 	18x8,5x1,1	5,8m	0,47 kg	UA-18
	30x18x1,3	5,8m	1,01 kg	UA-30
	40x20x1,3	5,8m	1,3 kg	UA-40
<p>SQUARE HOLLOW ALUMINIUM PROFILE</p> 	20x20x0,9	5,8m	1,15 kg	SHT-20
	30x30x1,1	5,8m	1,84 kg	SHT-30
	40x40x1,2	5,8m	3,08 kg	SHT-40
	50x50x1,2	5,8m	3,16 kg	SHT-50
	60x60x1,35	5,8m	5,28 kg	SHT-60
<p>FLAT ALUMINIUM PROFILE</p> 	10x3	5,8m	0,45 kg	FB-10
	20x3	5,8m	0,92 kg	FB-20
	25x2	3m	0,1 kg	GGV4
	25x3	5,8m	1,16 kg	FB-25
	30x3	5,8m		FB-30
	40x4	5,8m	2,5 kg	FB-40
	45x2	3m	0,18 kg	GGV3
<p>RECTANGULAR HOLLOW ALUMINIUM PROFILE</p> 	30x20x1,2	5,8m	1,93 kg	RHT-30
	40x20x1	5,8m	1,94 kg	RHT-40
	50x20x1,2	5,8m	2,69 kg	RHT-50x20
	50x30x1,8	5,8m	4,67 kg	RHT-50x30
	60x20x1,5	5,8m	3,81 kg	RHT-60
	80x18x8	5,8m	3,13 kg	RHT-80x18
	80x25x1,2	5,8m	3,4 kg	RHT-80x25
	100x20x1,1	5,8m	4,69 kg	RHT-100

AVAILABLE FINISHES: SATIN, NATURAL ANODIZE, BLACK ANODIZE

